



technical data type **TLX** Industrial IP20 batten luminaire

Housing: White powder coated steel.
For surface or pendant installation.


Optic:

- LED strips covered by frosted profile.
- Double Parabolic: Mat reflectors with "V" shaped crossblades.

Optional: IN LINE with through wiring.



Electrical specifications:

- LED current driver

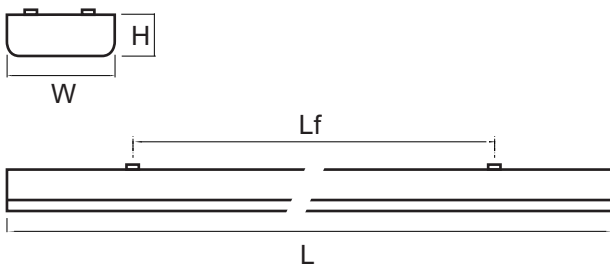


LED:

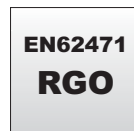
- Mid Power LED
- CRI 80 (option CRI 90)
- 3000K, 4000K, 5700K
- UGR <19 (office lighting)
- Lifetime 80.000 h L80 B50
- DALI
- SDCM 3



Housing	L	W	H	Lf	Kg
1200	1186	117	80	900	2.0
1500	1484	117	80	1200	2.2



Housing	EEC-LED		
1200	27 W	3000 lm	C
	42 W	4200 lm	C
1500	34 W	3800 lm	C
	50 W	5250 lm	C
	69 W	7300 lm	C



V01.08.2024

*The dimensions shown on this document can be modified without notice.

